






Understand basic recycling rules and tips.

RECYCLE CLEAN BOTTLES, CANS, PAPER, AND CARDBOARD.





Item	Rule	Expert Tip
<p>Plastic Bottles & Containers</p> 	<p>Recycle plastics like empty bottles, jars, jugs, and tubs by their shapes. Chasing arrows don't necessarily indicate recyclability.</p>	<p>Caps are recyclable, but you must put them back on empty containers before tossing in the bin.</p>
<p>Food & Beverage Cans</p> 	<p>Recycle all empty tin, aluminum, and steel cans.</p>	<p>Remove plastic lids from any food or beverage cans before recycling. Note: empty aerosol cans can also be recycled, but be sure they are empty and never include any aerosol caps.</p>
<p>Paper</p> 	<p>Paper, newspaper, and magazines are good to recycle.</p>	<p>Soiled and wet paper should be placed in the trash.</p>
<p>Flattened Cardboard & Paperboard</p> 	<p>Flatten and recycle all cardboard and paperboard.</p>	<p>Break down and flatten cardboard boxes to make room for more materials to fit in your recycling. Be sure to close the lid on your recycling container to keep materials dry.</p>

RECYCLE CLEAN BOTTLES, CANS, PAPER, AND CARDBOARD.

Item	Rule	Expert Tip
<p>Glass Bottles & Containers</p> 	<p>Glass recycling rules vary by city, county and state. If acceptable, make sure containers are empty.</p> <p>Glass bottles and Jars are recyclable.</p> <p>Glass window panes, mirrors, etc. are NOT acceptable.</p>	<p>Check your local recycling program to confirm that glass is accepted in the curbside program. Some communities accept glass curbside, or there might be drop-off locations, or it might have to go in the trash if not accepted.</p>





Do not bag recyclables. They must be loose in the bin!

NO PLASTIC BAGS, FILM OR FLEXIBLE PACKAGING

Item	Rule	Expert Tip
<p>NO Bagged Recyclables</p> 	<p>Don't bag your recyclables. Empty items directly into your recycling container. It's the best thing you can do to ensure items get a second life.</p>	<p>If you collect your recyclables in a bag, simply empty the items directly into your final recycling container and reuse the bag!</p>
<p>NO Plastic Bags</p> 	<p>Loose plastic bags are generally not accepted in curbside programs. Please check your local program.</p>	<p>No loose plastic bags and don't bag your recyclables. Plastic bags get tangled in equipment and threaten worker safety. Find where you can recycle plastic bags at plasticfilmrecycling.org</p>
<p>NO Plastic Wraps & Film</p> 	<p>Plastic wrap, bubble wrap, plastic sandwich bags, and freezer bags should not go in the recycle bin.</p>	<p>Reuse whenever possible for presents, moving, or storage of similar items.</p>
<p>NO Flexible Packaging</p> 	<p>Flexible packaging like chip bags and juice or soup pouches cannot be recycled in curbside programs.</p>	<p>This type of packaging is made from multiple materials preventing it from being recycled at the curb. Currently it must go in the trash.</p>




Not everything made from plastic is recyclable, and that's OK!

TRASH IT INSTEAD

Item	Rule	Expert Tip
<p>NO Garden Hoses, Rope, Leashes, Wire & String</p> 	<p>“Tanglers” like garden hoses, ropes, electrical chords, and string should never go in the recycle bin.</p>	<p>These items wrap around equipment and threaten the safety of MRF workers, plus they can shut down an entire recycling center. Make sure they only go in the trash.</p>
<p>NO Dirty Diapers</p> 	<p>Dirty diapers’ and pet waste’s yuck factor increase when they end up where they shouldn’t—the recycle bin!</p>	<p>These will soil all of the recyclables, turning the load to trash. Trash these instead and keep recyclables clean.</p>
<p>NO Cups with Plastic or Wax Coating</p> 	<p>Cups with plastic or waxed coatings are not recyclable.</p>	<p>The plastic lid should be trashed as well.</p>
<p>NO Polystyrene Foam & Plastic</p> 	<p>Polystyrene foam and plastic “to-go” containers and cups are made of non-recyclable materials, and cannot be collected curbside.</p>	<p>Packing peanuts aren’t recyclable either, however some shipping stores will take peanuts back for reuse.</p>




Items do not have to be squeaky clean to be recycled.

KEEP ITEMS CLEAN AND DRY

Item	Rule	Expert Tip
<p>NO Food Waste</p> 	<p>Scrape out all cans and jars, empty liquids, and put scraps in the compost, if available.</p>	<p>Food scraps and liquids may seem harmless, but they could turn a whole load of recycling to trash.</p>
<p>NO Soiled Paper Towels</p> 	<p>Soiled paper towels, napkins, and tissues are not recyclable.</p>	<p>Compost the soiled paper towels if you can, and remember to recycle the paper towel cardboard tube.</p>
<p>Pizza Boxes</p> 	<p>Cardboard pizza delivery boxes that are free from any leftovers or liners CAN be recycled.</p>	<p>You be the judge! Recycle the empty pizza box if it's not too greasy after you've eaten all the pizza.</p>





Check with your local recycling program.

COMMON RECYCLING QUESTIONS

Item	Rule	Expert Tip
<p>Food & Beverage Containers</p> 	<p>These types of cartons are lightweight and have environmental advantages, but they are not acceptable to recycle curbside.</p>	<p>The cartons are made of multiple materials and are difficult to recycle. Check with your community to see if there are opportunities to recycle these paper containers locally.</p>
<p>Glass Bottles & Jars</p> 	<p>Glass</p> <p>Clean glass bottles and jars should be placed in recycling bin. Labels do not have to be removed.</p>	
<p>NO Needles</p> 	<p>Medical waste doesn't belong in curbside recycling or waste!</p>	<p>Needles can cause serious injuries to workers, so dispose of them in a safe container like Waste Management's MedWaste Tracker® box, or contact your local service provider.</p>




Large household items don't belong **in your recycling bin.**

COMMON RECYCLING QUESTIONS

Item	Rule	Expert Tip
<p>NO Scrap Metal, Auto Parts & Tires</p> 	<p>Metal waste (car parts, propane cylinders, lawn mowers, and microwaves) cause damage and are safety hazards if put in curbside recycling or waste bins.</p>	<p>Check locally for special collection options or take them to a local retailer or scrap recycler for donation or proper recycling.</p>
<p>NO Large Household Items</p> 	<p>Household items such as clothing, textiles, shower curtains, swimming pools, and fencing don't belong in the recycle or waste bin.</p>	<p>Check local programs or thrift stores for reuse opportunities first before putting larger household items into your waste bin.</p>
<p>NO Furniture</p> 	<p>Furniture does not belong in curbside recycling . Furniture can be put out for trash collection - see Town flyer for more info.</p>	<p>While very damaged or unusable furniture is best suited for your local _____, many organizations accept donated furniture they can resell to the public.</p>
<p>NO Appliances</p> 	<p>Appliances are _____ accepted in curbside _____ trash collection. See Town flyer for more info.</p>	<p>Organizations like Habitat for Humanity's ReStore accept new and gently used appliances for donation and resell them to the public.</p>

Check with your local recycling program.

COMMON RECYCLING QUESTIONS

Item	Rule	Expert Tip
<p>NO Electronics</p> 	<p>Televisions, laptops, and small electronics like cellphones are not accepted in waste bins. Electronic materials are often banned by law from disposal, so contact your city or manufacturer for recycling options.</p>	<p>Check for local e-waste programs that often accept these items for donation and refurbish them to give them another life or can ensure they are properly recycled.</p>
<p>NO Batteries</p> 	<p>Batteries can destroy recyclable material and even worse – they injure workers and cause fires! Lithium-ion batteries and other batteries don't belong in curbside recycling or trash containers.</p>	<p>Contact your municipality or local service provider for a safe and convenient solution for recycling batteries, particularly rechargeable lithium batteries.</p>
<p>NO Clothing/Textiles</p> 	<p>Clothing, rugs, bedding, and other textiles are not recyclable. They can be placed in the trash or given a second life through reuse.</p>	<p>Goodwill, Salvation Army, Value Village, and other organizations that take donated items often accept textiles. Even textiles that are unusable can live a second life as new products such as insulation or furniture stuffing.</p>